






# ANNUAL REPORT

2024

EMPOWERING WOMEN & GIRLS OF COLOR:  
TRANSFORMING HEALTH, YOUTH, AND ADVOCACY  
FOR STRONGER COMMUNITIES



# TABLE OF CONTENTS

A NOTE FROM OUR EXECUTIVE DIRECTOR	1	EMPOWER YOUTH	10
MISSION & VISION	2	MENTAL HEALTH	11
DEMOGRAPHICS OF PARTICIPANTS	3	THE EMPOWER HOUSE RADIO	12
COMMUNITY HEALTH	4	FUNDING PARTNERS	13
EMPOWER PARENTS	5-6	BOARD & STAFF	14
COMMUNITY CIRCLES	7	CONTACT US	15
EMPOWER WOMEN & COMMUNITIES	8		
EMPOWER CONNECTS	9		





# A NOTE FROM OUR EXECUTIVE DIRECTOR

In 2024 Empower House celebrated 25 years of work in San Antonio. In 1999, a group of wise women started to organize around the idea of health equity and reproductive justice for women, by women. These women recognized how historical oppression, redlining, and marginalization in San Antonio have undermined the health and wholeness of women of color and our families.


Empower House transforms communities through women and girls of color. We center the needs, priorities, and wisdom of women to positively impact the world around us. Over the years, we've developed dependable, relevant, and responsive programming, leaning into the strengths of individuals, creating spaces for healing and empowerment that ripple out into community. From parenting education to digital literacy workshops, from rental assistance to peer support, from healing circles to financial literacy classes, from vaccine and resource fairs to youth programs, from community film screenings to community radio, our work is and has always been rooted in our relationship with our community.

Back in 1999 our founders recognized their collective power rooted in their individual histories and legacies. And each woman brought her own wisdom, skills, and strengths. And that, together with a powerful vision rooted in women's experience, was enough.

As we look toward the next 25 years, may we never lose sight of our roots. May we continue to move with intention and in response to the needs and priorities of women and girls of color. May we continue in the struggle toward justice and equity for women, girls and their families. What an incredible year 2024 was! Celebrate with us!

JENNY CASTRO

Executive Director



# MISSION AND VISION

## MISSION

Empower House provides transformative community health services, youth development programs, and advocacy opportunities that empower women and girls of color.

## VISION

We envision a world where all women and girls are empowered to transform themselves, their families, and their communities.

2,242




Total individuals served

15,582

Total services  
provided

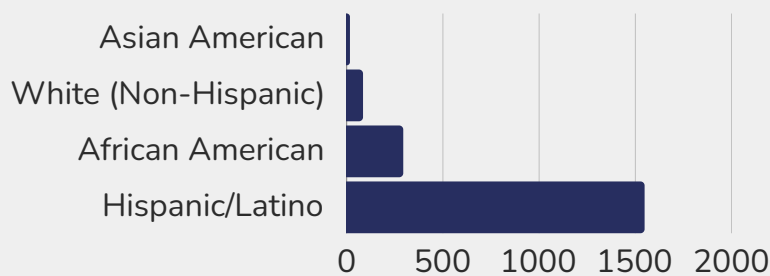
2,064

Total households  
served

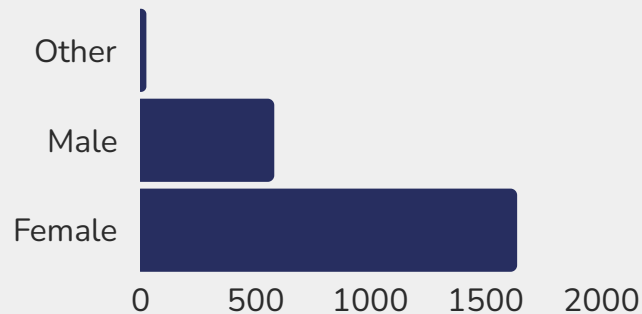


# DEMOGRAPHICS OF PARTICIPANTS


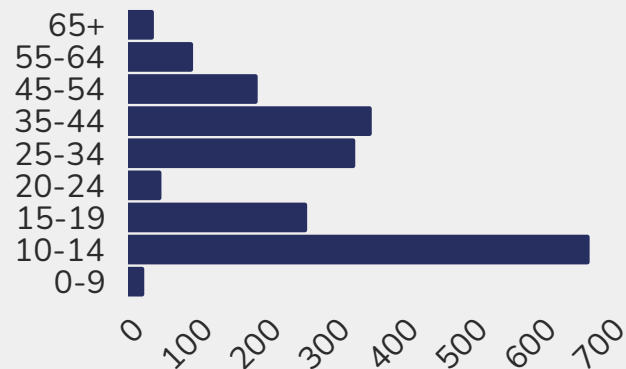
## RACE/ETHNICITY



## GENDER



## AGE





9,107

Total services  
provided

# COMMUNITY HEALTH

1,231

Total individuals  
served

At Empower House, we are committed to supporting the health and well-being of our community, and the impact is deeply felt. This year, we provided **9,107** services to **1,231** individuals, ensuring they had access to the care and support they needed. Our dedicated community health workers made a difference in the lives of **277** clients, offering guidance and resources to help them thrive. With **221** individuals enrolled in our programs, we celebrate the **109** who met their personal goals and the **68** who experienced improved well-being. Every number represents a story of resilience, hope, and empowerment—and we are honored to walk alongside our community on this journey.

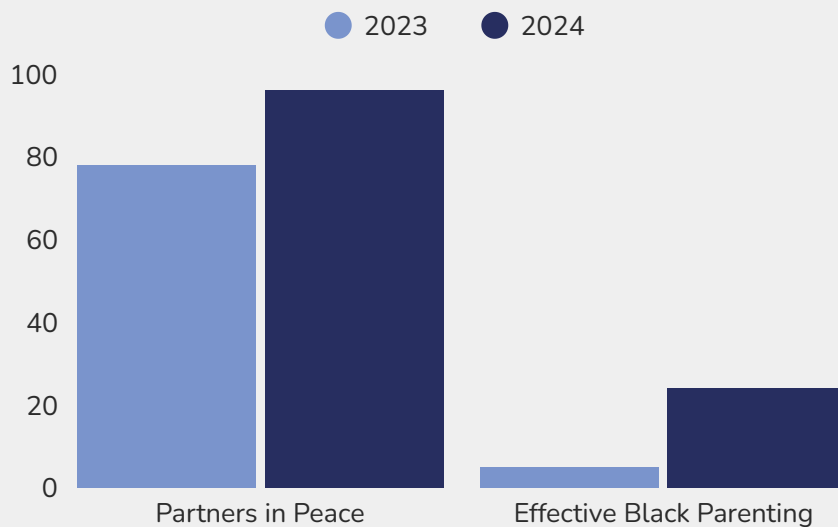
*"Everyone has a story, and sometimes they just want someone to listen, hold their hand, cry with them, be present for them. I am honored to be able to do that ... and support them in accessing services they need."*

*Empower House Community Health Worker*



# EMPOWER PARENTS

At Empower House, we believe that strong families build strong communities. This year, **96** parents took part in our Partners in Peace Domestic Violence Curriculum, gaining the tools and support needed to create safe, nurturing homes. We also celebrated **30** parents who joined the Effective Black Parenting program, embracing culturally centered strategies to strengthen their families. As more parents seek guidance and support, we are reminded of the power of community in creating lasting change for generations to come.



"I enjoyed hearing other parents stories and sharing things I'm going through. I am really happy for these classes because they help me to be able to open up and share with others and know I'm not alone."

Parenting Class Participant



Partners in Peace  
Curriculum

96

Effective Black  
Parenting

30

# EMPOWER PARENTS

At Empower Parents, we believe that when parents feel supported, families thrive. This year, we provided **1,873** services and walked alongside **329** parents and caregivers on their parenting journey. The Triple P: Positive Parenting Program saw incredible growth in 2024, with more families seeking guidance and support at every level. This increase reflects the dedication of parents who are committed to strengthening their families, building confidence, and creating more nurturing and supportive homes for their children. We are honored to be part of their journey.

## Triple P: Positive Parenting Program

	2023	2024
Total Triple P: Positive Parenting Served	194	288
Level 2: Caregivers Served	52	156
Level 3: Caregivers Served	19	73
Level 4: Caregivers Served	133	122



Total Services Provided by  
Empower Parents

1,873

Total Participants served by  
Empower Parents

329



# COMMUNITY CIRCLES

There's something powerful about coming together in a space where every voice is heard and every story matters. This year, **332** community members found that space in Community Circles, where they could connect, heal, and support one another. With **108** circles held, each gathering became an opportunity to share, listen, and grow. Our Circle Keeper guided and supported **97** individuals, ensuring these spaces remained welcoming and uplifting. These circles are a reminder that no one has to navigate life alone, and that true strength is found in community.

332

Community members  
who participated in a  
Circle

108

Total Circles

97

Total individuals  
served by Circle  
Keeper

# EMPOWER WOMEN & EMPOWER COMMUNITIES

Empowering women and strengthening communities go hand in hand, and this year, **117** women took part in Empower Women programs, gaining the support, skills, and confidence to move forward. Through **8** events, women came together to learn, connect, and uplift one another in meaningful ways. At the same time, **81** individuals engaged in Empower Communities initiatives, working together to create positive change. With **6** community events, we provided spaces for people to share experiences, build relationships, and support each other. These connections and shared experiences continue to inspire growth and strengthen the foundation of our community.

**117**

Individuals Empower  
Women served

**8**

Empower Women  
events

**81**

Individuals Empower  
Communities served

**6**

Empower Community  
events



# EMPOWER CONNECTS


Technology has the power to connect, uplift, and create new opportunities, and this year, **461** individuals took important steps toward digital empowerment. Through our Digital Skills Workshops, **203** community members gained confidence navigating technology, while **63** received personalized One-on-One Digital Skills training to meet their unique needs. For many, having a dedicated space to apply these new skills was just as important. Our Community Computer Station became a vital resource for **175** individuals, offering access to learning, job searches, and staying connected. Gaining access to a personal device was also life-changing for **35** participants who received a laptop, opening new doors to education, work, and stability. In addition to these services, **59** individuals received Benefits Assistance and Education, ensuring they could access essential resources and support. Each of these moments represents growth, opportunity, and a stronger, more connected community.

# 461

Individuals  
served

# 203

Served in a  
digital skills  
workshop



# 175

Served in  
community  
computer lab



# EMPOWER YOUTH

This year, **944** incredible young people walked through our doors, finding support, encouragement, and a space to grow. Together, they received **6,390** services, from goal-setting to enrichment programs that spark creativity and confidence. **137** youth enrolled with goals in mind, and we celebrated as **60** reached them, reflecting their progress and personal growth. Academic support remained a key focus, with **852** tutoring services provided in math and reading, helping **59** youth strengthen their skills and build confidence. And for **69** youth, Spring Break & Summer Camp provided a chance to explore, connect, and create lasting memories. Every moment of learning, growth, and discovery reminds us of the limitless potential in our youth, and we're grateful to support them along the way.

944 Youth served

6,390 Total services



59

Youth in Tutoring

137

Enrolled, set a goal

69

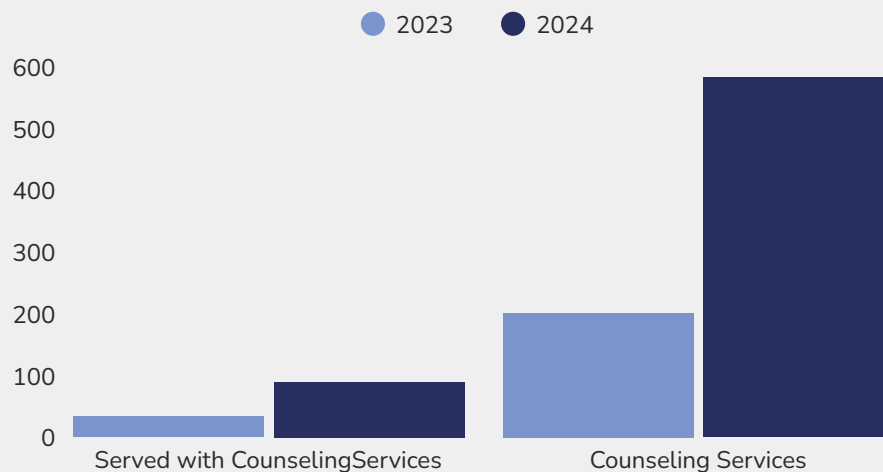
Spring Break &  
Summer Camp

60

Enrolled, achieved  
goal

# MENTAL HEALTH

Mental health support can be life-changing, and this year, **90** individuals received counseling services that provided a safe space to heal, reflect, and grow. With **583** counseling sessions offered, people found the support they needed to navigate life's challenges with strength and hope. Our services also reached **63** households, ensuring that families had the tools to support one another through their journeys. In total, **539** individual services were provided, each one representing a step toward healing, connection, and renewed hope. Everyone deserves to feel seen, heard, and supported, and we are grateful to walk alongside our community in this work.




90

Served with Counseling Services

583

Counseling Services



63

Households served with counseling



# THE EMPOWER HOUSE RADIO

Empower House Radio 101.5 KXEP-FM continues to be a powerful platform for uplifting community voices, sharing vital resources, and sparking creativity and advocacy. In the past year, the station reached 17,849 unique online listeners, providing a meaningful space for connection and empowerment. With 14 shows contributed by community partners and 64 shows produced by Empower House staff, our programming reflects a rich variety of perspectives, knowledge, and lived experiences. This year, we proudly added four new podcasts—The Resilience Within, Empower Community Health, Platica y Poetics, and Sala Artiste—each one expanding the conversations that matter most in our community. Empower House Radio is more than just a radio station—it's a community effort to educate, inspire, and uplift, showing the power of collective empowerment through storytelling and shared purpose.

# 17,849

Unique listeners online



# 14

Shows contributed  
by community  
partners

# 64

Shows produced  
by Empower  
House staff



# FUNDING PARTNERS

- Methodist Healthcare Ministries
- Alice Kleberg Reynolds Foundation
- San Antonio Area Foundation
- Shield Ayers Foundation
- Greehey Family Foundation
- Tides Foundation
- United Way of San Antonio and Bexar County
- H.E. Butt Foundation
- Petty Hefte Foundation
- HEB
- Alamo Empire
- City of San Antonio DHS
- City of San Antonio Metro Health
- Texas Education Agency
- Kronkosky
- The San Antonio Spurs
- The Pete and Thomas Foundation
- Target
- Grande Cares



# BOARD & STAFF



## BOARD MEMBERS

- Cassandra Vara, Board Chair
- Kathryn Tucker, Treasurer
- Erika Thompson, Board Secretary
- Pamela Michelle Herrera
- Shawntel Broadus
- Caitlin Butler
- Jeri-Ashley DeLeon Bremer
- Stephanie Melchor
- Porsche Wilson
- Clarissa Tejeda
- Dr. Maricela De La Cruz

## STAFF MEMBERS






- Jenny Castro, Executive Director
- Becca Najera, Assistant Director
- Angelita Negrón, Director of Programs
- Marisa Rodriguez, People, Culture, & Wellness Manager
- Natalie Rodriguez, Grants and Development Officer
- Andrea Tucker, Data Analyst
- Lisa Miranda, Community Engagement Coordinator
- Armando Estrada, Radio Manager
- Laura Rodriguez, Mental Health Program Coordinator
- Elda Olvera, Community Health Manager
- Deanna Santiago, Circle Keeper
- Rachel Pickett, Community Health Worker
- Irene White, Community Health Worker
- Yuketha Polk, Community Health Worker
- Kelly Hernandez-Kubala, Parent Educator
- Latoya Lofton, Parent Educator
- Joe Alfaro, Digital Connector
- Luis Romero, Benefits Counselor
- Gabriela Tavera, Empower Youth Program Manager
- Danielle Johnson, Restorative Justice Specialist
- Cynthia Torres, Restorative Justice Specialist
- Carolina Hernandez, Youth Development Specialist
- Krystal Rivera, Community Health Worker - Youth Focus








## CONTACT US

### MAIN OFFICE

-  210-908-9772     Hours: M-F 8 a.m. – 5 p.m.
-  200 Donaldson, Ave. San Antonio, TX 78201
-  [media@empowerhousesa.org](mailto:media@empowerhousesa.org)     [www.empowerhousesa.org](http://www.empowerhousesa.org)

### COMMUNITY HEALTH SATELLITE

-  210-957-1457     Hours: M-F 8 a.m. – 5 p.m.
-  901 E. Drexel Ave., San Antonio, TX 78210

### EMPOWER YOUTH CENTER

-  210-598-9640     School Day Hours: M-F 11am – 8pm
-  801 N. Olive, San Antonio, TX 78202    School Break Hours: M-F 8am – 3pm